





Make Popcorn Garland!



What You'll NEED:

-  Strong thread & a safety needle
-  Bowl of popped popcorn
-  Bowl of cranberries



Directions:



Place the popcorn in one bowl and the cranberries in another for easy access.



Thread the needle and make a large knot about 6 inches from the end of the thread.



Sew a garland of popcorn and cranberries, in any pattern you like.



Make a knot after the last piece.

A Helpful Tip from Willie Win!

Air-popped popcorn is less greasy and easier to use than oil-popped popcorn!

