




# OUTDOOR FUN IN THE SNOW!

## Make a Snow Mosaic!

Have you ever made a snow angel? Well, this is a new take on that! Create a snowy self portrait that doubles as a tasty treat for animals who might stop by to admire and sample your work.

### What You Need

-  Bird seed, colourful fruits & vegetables
-  Food colouring
-  Spray bottles

### Instructions



Fill the spray bottle with different shades of tinted water (use food colouring) & cut up some fruits and vegetables.



Lie in the snow to make a body print. Gently rock your body to pack the snow.



Create a portrait by filling in the shape with seeds and vegetable pieces; you can add detail with the coloured water.



Watch your bird and squirrel friends enjoy your tasty artwork!

